

Université Mohammed V- Rabat
Ecole Mohammadia d'Ingénieurs
Département Génie Informatique
Filière Génie Informatique et Digitalisation



Tutorial installation GATE

Dr. H. SEBBAQ

h.sebbaq@gmail.com

Pr. N. EL FADDOULI

nfaddouli@gmail.com

2023-2024

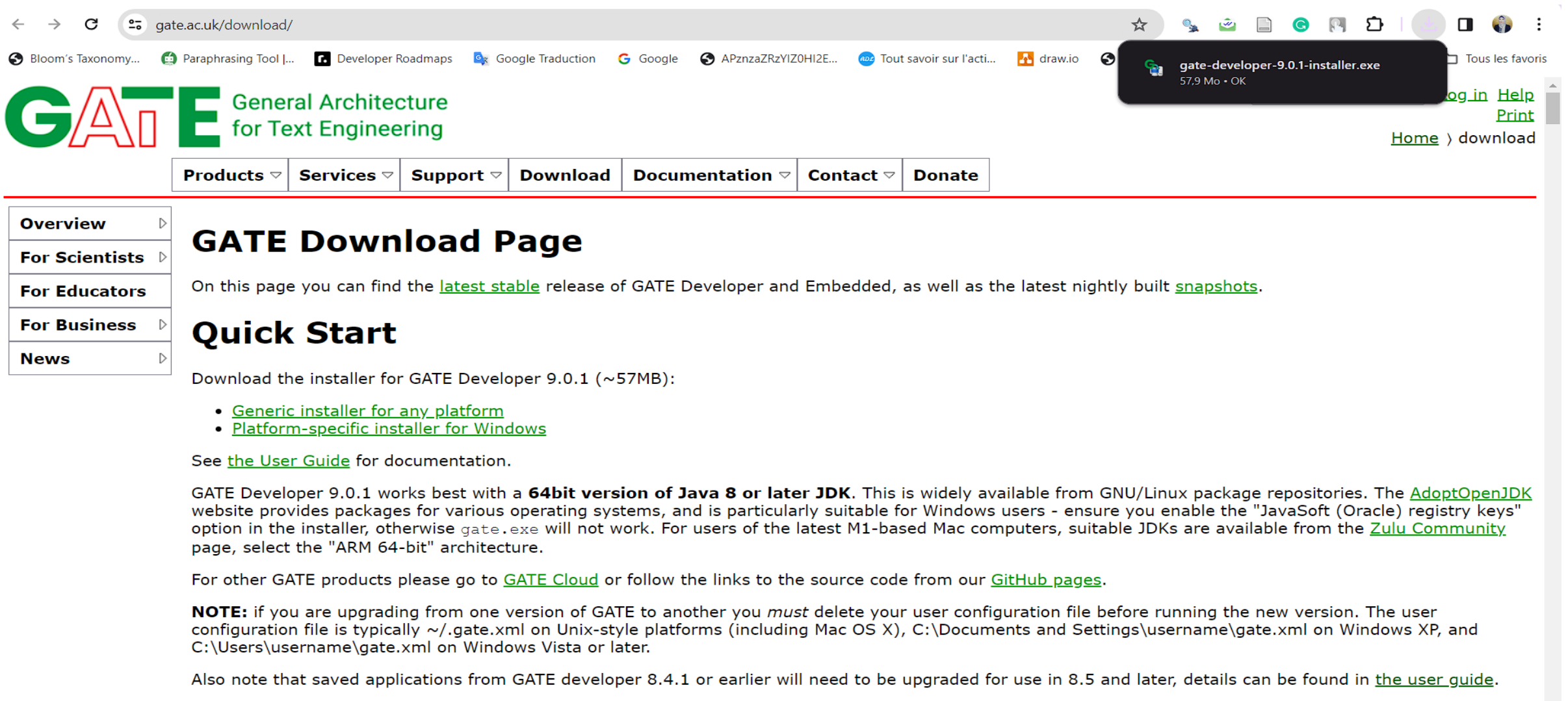
CC-BY NC SA

Installation et exécution de GATE

- ❑ Télécharger GATE: Pour télécharger GATE aller à la page : <http://gate.ac.uk/download/>.

- ❑ Prérequis GATE
 - GATE fonctionne sur Linux, Mac OS X et Windows, nécessitant Java 8 ou une version ultérieure.
 - Il est recommandé d'utiliser OpenJDK 1.8 ou une version plus récente, disponible dans les dépôts GNU/Linux et sur AdoptOpenJDK pour divers systèmes.
 - Les utilisateurs de Mac doivent installer le JDK (Java Développement Kit) plutôt que le JRE (Java Runtime Environment).
 - Il est conseillé d'installer la version 64 bits de Java pour éviter les problèmes liés à la mémoire pour l'utilisation de GATE.

Installation et exécution de GATE



The screenshot shows the GATE website's download page. At the top, the browser address bar shows 'gate.ac.uk/download/'. The GATE logo is prominently displayed, followed by the text 'General Architecture for Text Engineering'. A navigation menu includes 'Products', 'Services', 'Support', 'Download', 'Documentation', 'Contact', and 'Donate'. A sidebar on the left lists 'Overview', 'For Scientists', 'For Educators', 'For Business', and 'News'. The main content area is titled 'GATE Download Page' and contains the following text:

On this page you can find the [latest stable](#) release of GATE Developer and Embedded, as well as the latest nightly built [snapshots](#).

Quick Start

Download the installer for GATE Developer 9.0.1 (~57MB):

- [Generic installer for any platform](#)
- [Platform-specific installer for Windows](#)

See [the User Guide](#) for documentation.

GATE Developer 9.0.1 works best with a **64bit version of Java 8 or later JDK**. This is widely available from GNU/Linux package repositories. The [AdoptOpenJDK](#) website provides packages for various operating systems, and is particularly suitable for Windows users - ensure you enable the "JavaSoft (Oracle) registry keys" option in the installer, otherwise `gate.exe` will not work. For users of the latest M1-based Mac computers, suitable JDKs are available from the [Zulu Community](#) page, select the "ARM 64-bit" architecture.

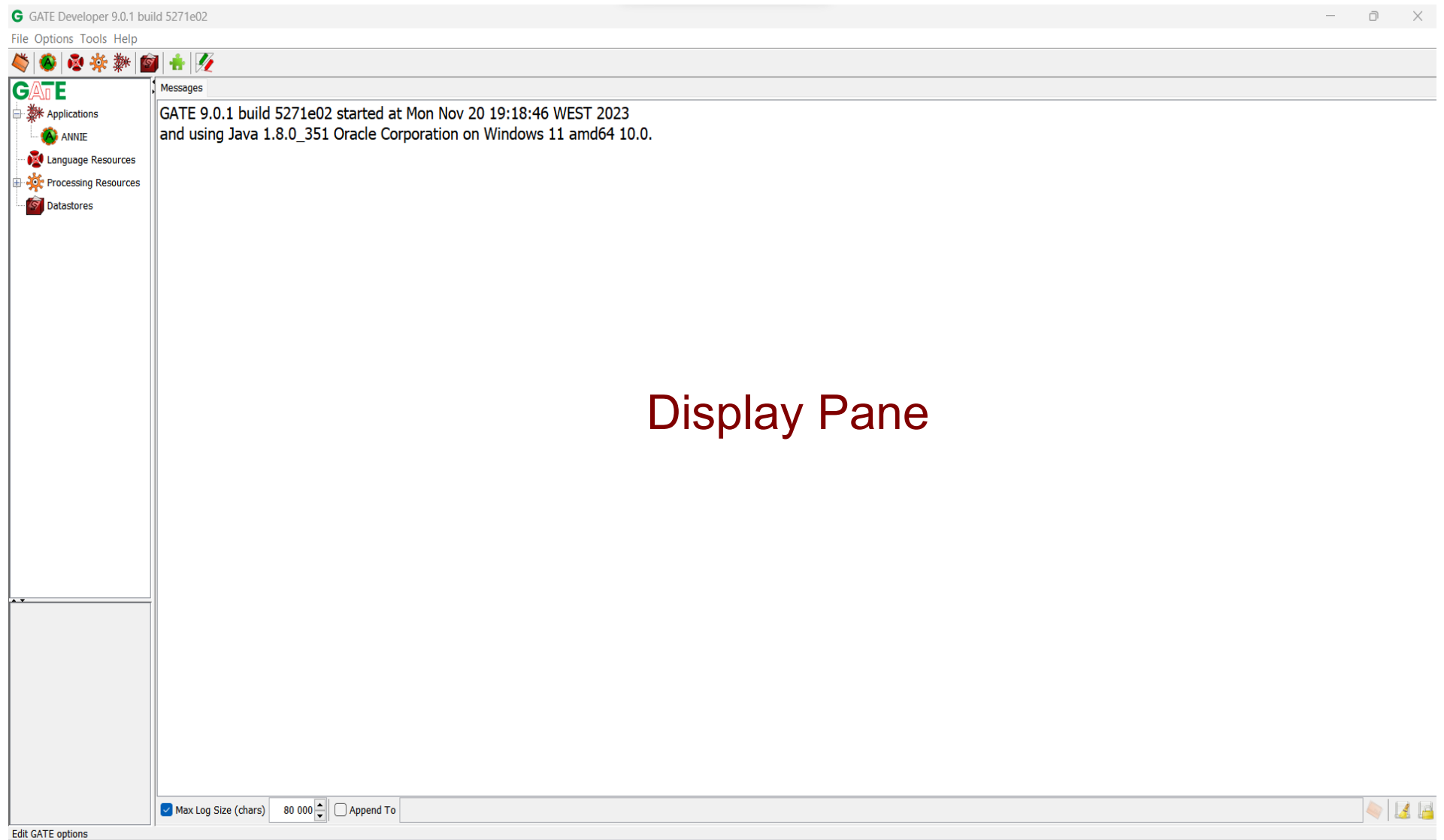
For other GATE products please go to [GATE Cloud](#) or follow the links to the source code from our [GitHub pages](#).

NOTE: if you are upgrading from one version of GATE to another you *must* delete your user configuration file before running the new version. The user configuration file is typically `~/.gate.xml` on Unix-style platforms (including Mac OS X), `C:\Documents and Settings\username\gate.xml` on Windows XP, and `C:\Users\username\gate.xml` on Windows Vista or later.

Also note that saved applications from GATE developer 8.4.1 or earlier will need to be upgraded for use in 8.5 and later, details can be found in [the user guide](#).

A Windows notification in the top right corner shows the file 'gate-developer-9.0.1-installer.exe' (57,9 Mo) with an 'OK' button.

Initiation à la GUI de GATE



Ressources
Pane

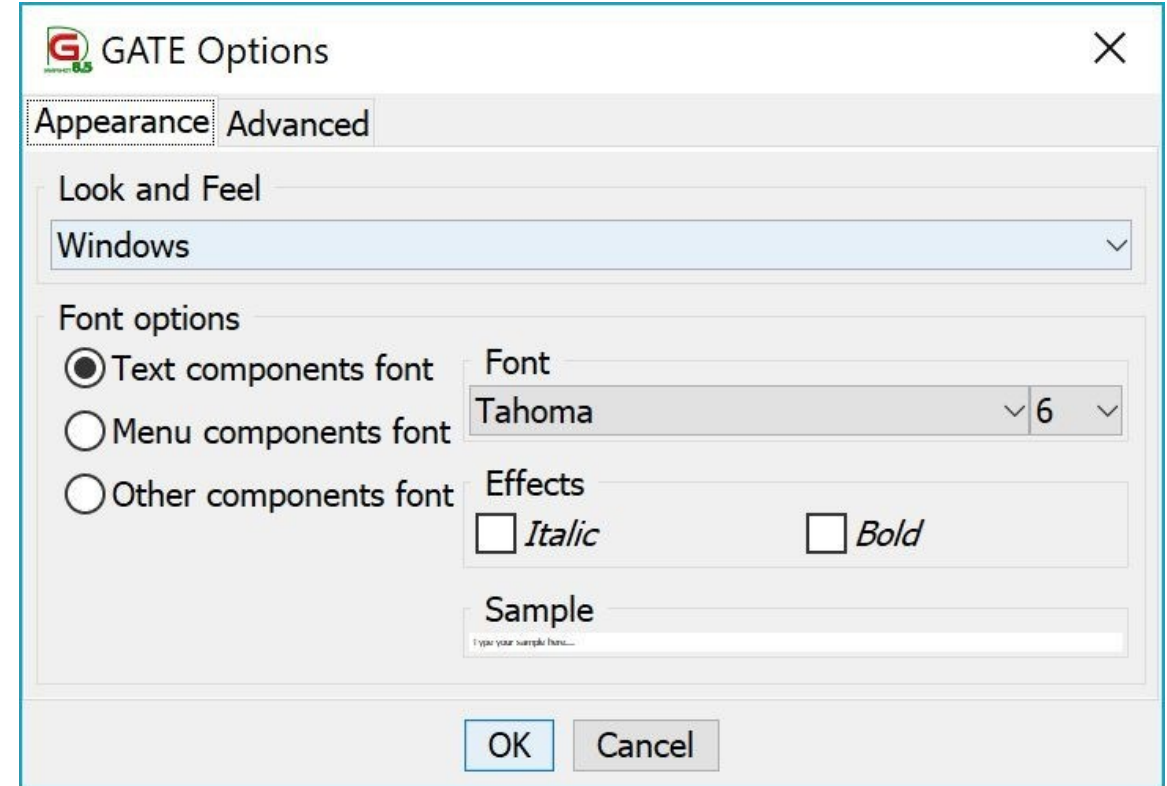


Display Pane

GATE options

« GATE Options » est accessible a partir de Options → Configuration

→ Apparence permet de changer l'aspect et la convivialité de GATE, comme le menu et polices de texte



GATE options

« GATE Options » est accessible a partir de Options → Configuration

→ Advanced permet d'ajuster des options comme la sauvegarde de la session pour la prochaine ouverture de GATE, afin de recharger les applications ouvertes dans la dernière session.

